



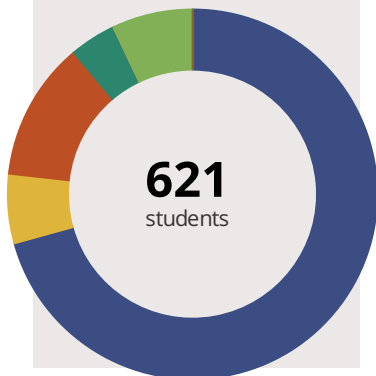
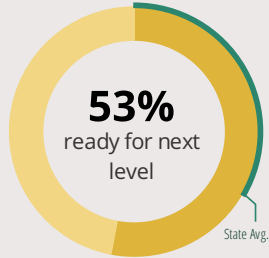
ELMWOOD ELEM SCHOOL

1024 MAGNOLIA LN NAPERVILLE, IL 60540 7543 (630) 420-6341

Grades: K-5
District: NAPERVILLE CUSD 203

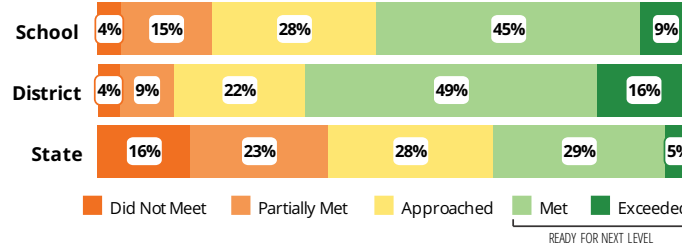
Principal: Ms.Lisa Polomsky
Superintendent: Mr.Daniel Bridges

FAST FACTS



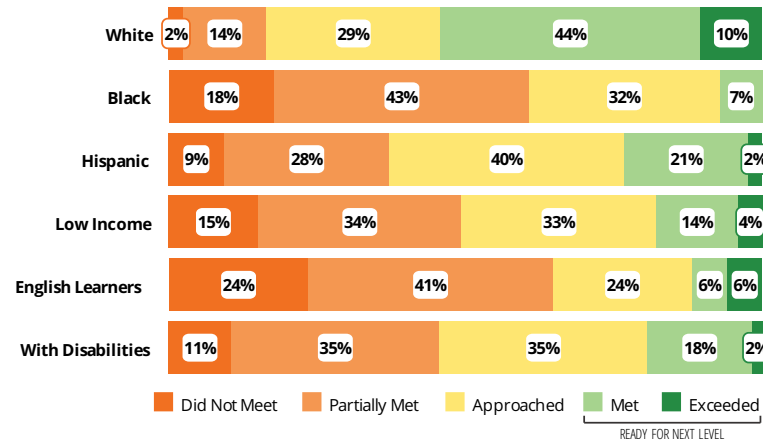
Academic Success

All Illinois students in grades 3-8 take the PARCC assessment each year. High school students take the PARCC in specific Math or English Language Arts (ELA) courses.



Success by Student Group

This display shows PARCC performance levels for each student group. No data is shown for groups with fewer than 10 students.



Student Characteristics

White	70%	Low Income	16%
Black	6%	English Learners	8%
Hispanic	12%	With Disabilities	12%
Asian	4%	Homeless	1%
American Indian	0%		
Two or More Races	7%		
Pacific Islander	0%		

School Environment



The **5Essentials Survey** allows students in grades 6-12 and all teachers to share their perspectives on essential conditions for learning. The anonymous survey consists of 5 components.

- Most implementation
- More implementation
- Average implementation
- Less implementation
- Least implementation
- Not Applicable/Low Response

Response Rates

Students	-
Teachers	-

Effective Leaders

Do principals and teachers implement a shared vision for success?

Collaborative Teachers

Do teachers collaborate to promote professional growth?

Ambitious Instruction

Are the classes challenging and engaging?

Supportive Environment

Is the school safe, demanding, and supportive?

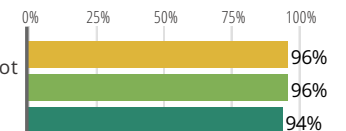
Involved Families

Does the entire staff build strong external relationships?

Student Attendance and Mobility

Attendance Rate

Rate at which students are present at school, not including excused or unexcused absences



Chronic Truancy Rate

Percentage of students who have been absent without valid reasons for 5% or more of regular school days



Student Mobility

Percentage of students who transfer in or out of the school during the school year, not including graduates





ELMWOOD ELEM SCHOOL

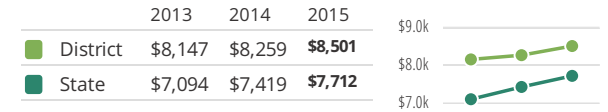
School Highlights

Academic Courses

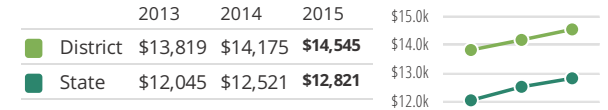
Career Development Courses and Programs

District Finance

Instructional Spending per Pupil includes only the activities directly dealing with the teaching of students or the interaction between teachers and students.



Operational Spending per Pupil includes all costs for overall operations in this school's district, including Instructional Spending, but excluding summer school, adult education, capital expenditures, and long-term debt payments.



Physical Education, Health and Wellness

Athletics

'Fun Run' Running Club

Educator Measures

This school has had **2 principal(s)** over the past 6 years. In the last three years, an average of **85% of teachers** return to this school each year.

Other Programs and Activities

After School Care, Art Club, Chess Club, Environmental Club, Family Nights, Homework Club, Parent Associations, Student Council/Government, Tutoring Program, Yearbook Club, YMCA

School Personnel Resources

Bilingual Education Teacher, English as a Second Language Teacher, Librarian/Media Specialist, Paraprofessional, Reading Specialist, School Social Worker, Special Education Teacher, Speech Language Pathologist-non teaching

School Awards

Facilities

FOR MORE INFORMATION

Visit IllinoisReportCard.com to see additional details about each item of information for this school. There you will find charts spanning multiple years, detailed explanations, resources, more of the school's programs and activities, and powerful tools that let you dig deeper into data.

Most of this data has been collected by ISBE from school districts through data systems. Some information, such as the School Highlights, is entered directly by principals and can be updated throughout the year.